

2221B - Spring 2022 - LA - CMATHSTAT - ASUO Survey
2221B (2022)

Arizona State University
UC

| | | | |
|-----------------------------|--|------------------------------|------------------|
| Course: | MAT 242 14956 - Elementary Linear Algebra | Department: | CMATHSTAT |
| Responsible Faculty: | Brian England | Responses / Expected: | 14 / 45 (31.11%) |
| Overall Mean: | 4.3 Cum GPA (13 responses) 4.1 Expected Grade (14 responses) 3.9 How often access course (14 responses) 3.9 5-Point SA>SD w/Neutral H-L (98 responses) 3.8 Grading (28 responses) 3.8 5-Point w/ Neutral H-L (182 responses) 3.4 Excellent to Poor (70 responses) 2.1 Class Standing (Fr,So,Jr,Sr,Grad) (14 responses) 1.5 Reason for course L-H (14 responses) | | |

| CMATHSTAT Course Questions General Course Questions | | MAT 242 - 14956 | | | | | | | | | |
|--|--|-----------------|------------|------------|------------|-----------|--------|------|------|------|---------|
| | | Responses (%) | | | | | Course | | | | |
| | | SA | A | N | D | SD | N | Mean | Med. | Mode | Std Dev |
| Q1 | Assignments and/or examinations promote learning | 4 28.6% | 7 50% | 2 14.3% | 0 | 1 7.1% | 14 | 3.9 | 4 | 4 | 1.03 |
| Q2 | Class sessions are well planned | 2 14.3% | 6 42.9% | 3 21.4% | 2 14.3% | 1 7.1% | 14 | 3.4 | 4 | 4 | 1.12 |
| Q3 | The pace and level of the course are appropriate | 3 21.4% | 7 50% | 1 7.1% | 2 14.3% | 1 7.1% | 14 | 3.6 | 4 | 4 | 1.17 |
| Q4 | The course engages my interest | 2 14.3% | 5 35.7% | 6 42.9% | 0 | 1 7.1% | 14 | 3.5 | 3.5 | 3 | .98 |
| Q5 | I learned something that I consider valuable | 3 21.4% | 7 50% | 3 21.4% | 0 | 1 7.1% | 14 | 3.8 | 4 | 4 | 1.01 |

Responses: [SA] Strongly Agree=5 [A] Agree=4 [N] Neutral=3 [D] Disagree=2 [SD] Strongly Disagree=1

| CMATHSTAT Course Questions General Course Questions | | MAT 242 - 14956 | | | | | | | | | |
|--|---|-----------------|-------------|---|---|------------|--------|------|------|------|---------|
| | | Responses (%) | | | | | Course | | | | |
| | | A | B | C | D | E | N | Mean | Med. | Mode | Std Dev |
| Q6 | Using A-E as grades, what is your overall rating of the course? | 2 14.3% | 10 71.4% | 0 | 0 | 2 14.3% | 14 | 3.7 | 4 | 4 | 1.16 |

Responses: [A] A=5 [B] B=4 [C] C=3 [D] D=2 [E] E=1

| CMATHSTAT Online - Course Tool Questions ASU Online and iCourse | | MAT 242 - 14956 | | | | | | | | | |
|--|---|-----------------|-----------|------------|------------|------------|--------|------|------|------|---------|
| | | Responses (%) | | | | | Course | | | | |
| | | OAW | TAW | TTA | FTA | FOM | N | Mean | Med. | Mode | Std Dev |
| Q7 | On average, how often did you access your course? | 0 | 1 7.1% | 3 21.4% | 6 42.9% | 4 28.6% | 14 | 3.9 | 4 | 4 | .88 |

Responses: [OAW] Once a week=1 [TAW] Twice a week=2 [TTA] Three times a week=3 [FTA] Four times a week=4 [FOM] Five or more=5

| CMATHSTAT Online - Course Tool Questions ASU Online and iCourse | | MAT 242 - 14956 | | | | | | | | | |
|--|--|-----------------|------------|------------|------------|------------|--------|------|------|------|---------|
| | | Responses (%) | | | | | Course | | | | |
| | | E | VG | G | F | P | N | Mean | Med. | Mode | Std Dev |
| Q8 | How would you rate the overall quality of your experience with the technology used in this course (videos, uploading files, etc.)? | 1 7.1% | 4 28.6% | 7 50% | 1 7.1% | 1 7.1% | 14 | 3.2 | 3 | 3 | .94 |
| Q9 | How would you rate the ease of navigation? | 3 21.4% | 5 35.7% | 4 28.6% | 0 | 2 14.3% | 14 | 3.5 | 4 | 4 | 1.24 |
| Q10 | How would you rate the accessibility of the instructor? | 3 21.4% | 5 35.7% | 3 21.4% | 1 7.1% | 2 14.3% | 14 | 3.4 | 4 | 4 | 1.29 |
| Q11 | How would you rate the timeliness of the instructor's response to questions, assignments, and tests? | 2 14.3% | 5 35.7% | 4 28.6% | 2 14.3% | 1 7.1% | 14 | 3.4 | 3.5 | 4 | 1.11 |
| Q12 | How would you rate the degree to which communication components of the course (chat, discussion board, email, announcements, etc.) added to the interaction between students and the instructor? | 4 28.6% | 3 21.4% | 2 14.3% | 4 28.6% | 1 7.1% | 14 | 3.4 | 3.5 | 2,5 | 1.34 |

Responses: [E] Excellent=5 [VG] Very Good=4 [G] Good=3 [F] Fair=2 [P] Poor=1

| CMATHSTAT Student Demographic Questions Academic General | | MAT 242 - 14956 | | | | | | | | | |
|---|--------------------------------------|-----------------|------------|------------|---|---|--------|------|------|------|---------|
| | | Responses (%) | | | | | Course | | | | |
| | | F | S | J | S | G | N | Mean | Med. | Mode | Std Dev |
| Q13 | What is your current class standing? | 4 28.6% | 5 35.7% | 5 35.7% | 0 | 0 | 14 | 2.1 | 2 | 2,3 | .80 |

Responses: [F] Freshman=1 [S] Sophomore=2 [J] Junior=3 [S] Senior=4 [G] Graduate=5

| CMATHSTAT Student Demographic Questions Academic General | | MAT 242 - 14956 | | | | | | | | |
|---|---|-----------------|-----------|------------|-----|--------|------|------|------|---------|
| | | Responses (%) | | | | Course | | | | |
| | | MR | RFC | GS | EGI | N | Mean | Med. | Mode | Std Dev |
| Q14 | What requirement does this course meet for you? | 10 71.4% | 1 7.1% | 3 21.4% | 0 | 14 | 1.5 | 1 | 1 | .82 |

Responses: [MR] Major Requirement=1 [RFC] Related Field Course=2 [GS] General Studies=3 [EGI] Elective (General Interest)=4

| CMATHSTAT Student Demographic Questions Academic General | | MAT 242 - 14956 | | | | | | | | | |
|---|---|-----------------|------------|------------|-----------|---|--------|------|------|------|---------|
| | | Responses (%) | | | | | Course | | | | |
| | | A | B | C | D/E | O | N | Mean | Med. | Mode | Std Dev |
| Q15 | What grade do you expect to earn for this course? | 6 42.9% | 4 28.6% | 3 21.4% | 1 7.1% | 0 | 14 | 4.1 | 4 | 5 | .96 |

Responses: [A] A=5 [B] B=4 [C] C=3 [D/E] D/E=2 [O] Other=1

| CMATHSTAT Student Demographic Questions Academic General | | MAT 242 - 14956 | | | | | | | | | |
|---|-------------------------------|-----------------|------------|-----------|-----------|----|--------|------|------|------|---------|
| | | Responses (%) | | | | | Course | | | | |
| | | 3 | 3 | 2 | 2 | B2 | N | Mean | Med. | Mode | Std Dev |
| Q16 | What is your current ASU GPA? | 7 53.8% | 4 30.8% | 1 7.7% | 1 7.7% | 0 | 13 | 4.3 | 5 | 5 | .91 |

Responses: [3] 3.5+=5 [3] 3.0-3.49=4 [2] 2.50-2.99=3 [2] 2.0-2.49=2 [B2] Below 2.0=1

| ASU Online Program Online Content and Instruction | | MAT 242 - 14956 | | | | | | | | | |
|--|--|-----------------|------------|------------|------------|------------|--------|------|------|------|---------|
| | | Responses (%) | | | | | Course | | | | |
| | | SA | A | N | D | SD | N | Mean | Med. | Mode | Std Dev |
| Q17 | The course was easy to navigate. | 4 28.6% | 6 42.9% | 2 14.3% | 1 7.1% | 1 7.1% | 14 | 3.8 | 4 | 4 | 1.15 |
| Q18 | The course presentations contributed to my learning. | 7 50% | 4 28.6% | 2 14.3% | 0 | 1 7.1% | 14 | 4.1 | 4.5 | 5 | 1.12 |
| Q19 | The course criteria for success on graded work was clear and specific. | 7 50% | 4 28.6% | 3 21.4% | 0 | 0 | 14 | 4.3 | 4.5 | 5 | .80 |
| Q20 | The course learning activities adequately prepared me for graded work. | 6 42.9% | 3 21.4% | 2 14.3% | 2 14.3% | 1 7.1% | 14 | 3.8 | 4 | 5 | 1.32 |
| Q21 | The instructor was visibly present in the course (e.g. posted announcements, active in discussions, etc.). | 10 71.4% | 2 14.3% | 0 | 1 7.1% | 1 7.1% | 14 | 4.4 | 5 | 5 | 1.23 |
| Q22 | The instructor responded to inquiries within 24 hours. | 5 35.7% | 4 28.6% | 3 21.4% | 2 14.3% | 0 | 14 | 3.9 | 4 | 5 | 1.06 |
| Q23 | The instructor provided meaningful feedback on graded work. | 3 21.4% | 3 21.4% | 4 28.6% | 1 7.1% | 3 21.4% | 14 | 3.1 | 3 | 3 | 1.41 |

Responses: [SA] Strongly Agree=5 [A] Agree=4 [N] Neutral=3 [D] Disagree=2 [SD] Strongly Disagree=1








| CMATHSTAT Faculty Questions Course Related Faculty Questions | | Brian England | | | | | | | | | |
|---|---|---------------|------------|------------|------------|------------|------------|------|------|------|---------|
| | | Responses (%) | | | | | Individual | | | | |
| | | SA | A | N | D | SD | N | Mean | Med. | Mode | Std Dev |
| Q24 | The instructor's presentations are clear and understandable | 5 35.7% | 5 35.7% | 3 21.4% | 0 | 1 7.1% | 14 | 3.9 | 4 | 4,5 | 1.10 |
| Q25 | The Instructor makes clear what is expected of me in this course | 6 42.9% | 7 50% | 0 | 0 | 1 7.1% | 14 | 4.2 | 4 | 4 | 1.01 |
| Q26 | I have confidence in the instructor's knowledge of the subject | 8 57.1% | 5 35.7% | 1 7.1% | 0 | 0 | 14 | 4.5 | 5 | 5 | .63 |
| Q27 | The instructor is helpful if the class has difficulty with the material | 2 14.3% | 6 42.9% | 4 28.6% | 2 14.3% | 0 | 14 | 3.6 | 4 | 4 | .90 |
| Q28 | I feel welcome seeking help from the instructor | 2 14.3% | 6 42.9% | 4 28.6% | 0 | 2 14.3% | 14 | 3.4 | 4 | 4 | 1.18 |
| Q29 | The instructor promotes effective class discussion | 4 28.6% | 4 28.6% | 5 35.7% | 0 | 1 7.1% | 14 | 3.7 | 4 | 3 | 1.10 |
| Q30 | The instructor conveys enthusiasm about the course | 3 21.4% | 6 42.9% | 4 28.6% | 1 7.1% | 0 | 14 | 3.8 | 4 | 4 | .86 |
| Q31 | The instructor's responses to written work are helpful | 1 7.1% | 6 42.9% | 5 35.7% | 1 7.1% | 1 7.1% | 14 | 3.4 | 3.5 | 4 | .97 |













Responses: [SA] Strongly Agree=5 [A] Agree=4 [N] Neutral=3 [D] Disagree=2 [SD] Strongly Disagree=1







| CMATHSTAT Faculty Questions Course Related Faculty Questions | | Brian England | | | | | | | | | |
|---|---|---------------|----------|-----------|-----------|-----------|------------|------|------|------|---------|
| | | Responses (%) | | | | | Individual | | | | |
| | | A | B | C | D | E | N | Mean | Med. | Mode | Std Dev |
| Q32 | Using A-E as grades, what is your overall rating of the instructor? | 4 28.6% | 7 50% | 1 7.1% | 1 7.1% | 1 7.1% | 14 | 3.9 | 4 | 4 | 1.12 |



Responses: [A] A=5 [B] B=4 [C] C=3 [D] D=2 [E] E=1










| | |
|---|--|
| Question: What did you like about the course? | |
| Response Rate: | 85.71% (12 of 14) |
| 1 | not to many homework assignments due at the same time everything was spaced out good |
| 2 | There was mostly 1 homework or assessment due per week which left plenty of time to study and do the work. This was a welcome relief from other 7.5 week classes I've taken that bombarded me with work. |
| 3 | The pace was great |
| 4 | The organization was good. |
| 5 | The instructor was easy to understand in the videos and communicative |






| | | |
|----|--|---|
| 6 | The 3 blue 1 brown videos that actually explained what anything we were doing WAS. |  |
| 7 | Slow and steady pace that was not overwhelming at all. Great for working students. |  |
| 8 | Lectures are short and concise. Flexible schedules. |  |
| 9 | I liked that Professor England did not assign an overwhelming number of lectures or homework. |  |
| 10 | I liked the lectures to go with the information |  |
| 11 | I liked how helpful the professor was at answering any questions and how understanding he was of our time. |  |
| 12 | I had a lot of time to do homework assignments and study for exams. |  |







| Question: What did you dislike about the course? Do you have any suggestions to improve the course? | | |
|---|---|---|
| Response Rate: | 85.71% (12 of 14) | |
| 1 | nothing |  |
| 2 | Towards the end of the course, the modules did not line up with the homework assignments and it got very confusing what lectures to watch each week. Professor England apologized about this, but did not then follow up and tell us what lectures to watch for each homework. |  |
| 3 | The videos did not always translate well to the assigned homework, and the video lessons of week 5 did not correspond to the homework of week 5 so the class had to watch week 6 videos as well, which took a lot of time. |  |
| 4 | The teacher isn't willing to help students at all when a mistake caught on video happens resulting in FAILING the class when the student paid \$1700 cash out of pocket to take this class! Not like what happened was meant and it was even shown what happened but no big fat 0 from the teacher instead of understanding MISTAKES HAPPEN!!!! |  |
| 5 | The grade weights of the tests made it hard to succeed in this course. |  |
| 6 | The canvas and webwork organization was not matching. It was hard to determine what lecture videos pertained to the homework assignments. |  |
| 7 | The Honorlock system and the need to submit test in two clicks are somewhat confusing. |  |
| 8 | Most lectures did not have an option for full screen viewing and were quite small in the browser. |  |
| 9 | I found the text book more confusing than helpful and had to use the lectures and other sources to learn the material. Also I wish the homework gave a little more feedback when an answer is incorrect. |  |
| 10 | I disliked the organization of the course as it was often confusing which videos corresponded to the homework for that week. I think if the videos were organized by chapter like the homework was, it would have been easier to follow. |  |
| 11 | I disliked the vagueness of some of the lectures. Sometimes there was quickly read textbook definitions without easy to understand descriptions of the concepts. Like many, I struggle with spatial reasoning, so without clear visual aids or real life examples I struggled to grasp concepts like basis, orthogonality and projection. Please add more visual aids to the lectures and some resource for learning about the theory and practical use of linear algebra. |  |
| 12 | Everything else. The videos were terrible. The book wasn't available in the bookstore and ASU promoted the WRONG BOOK. The videos were awful, and the professor just read the slides and underlined EVERYTHING. The only marginally useful material were the examples. The course didn't register for financial aid due to webwork, which is a ridiculous program to use at all. Inscribe is awful, the professor's attitudes towards it just making it worse. He expects the students to teach themselves. I'm not paying \$3000 so that I can go learn this nonsense on my own anyways. That's made all the more difficult by Inscribe being one of the worst class discussion forums I've seen to date. This class needs SERIOUS review and revamping. |  |

| | | | |
|----------------|--|--|---|
| Question: | What did you like the most about the course? | | |
| Response Rate: | 57.14% (8 of 14) | | |
| 1 | the quantity of work | |  |
| 2 | everything was good | |  |
| 3 | The weight of the tests | |  |
| 4 | Pace | |  |
| 5 | Nothing | |  |
| 6 | Materials are fun to learn. | |  |

| | | |
|---|---|---|
| 7 | Lots of time to study |  |
| 8 | How quick the professor was to respond and their understanding of how our schedules may not be ideal/ coincide favorably with certain assignment. |  |

| | | |
|----------------|---|---|
| Question: | | What did you like the least about the course? |
| Response Rate: | | 71.43% (10 of 14) |
| 1 | the end modules not aligning with the assignments |  |
| 2 | nothing |  |
| 3 | The organization of the canvas modules were often confusing to line up with the homework in WebWork. I think if the modules were organized by chapters like the homework was it would have made for an easier time. |  |
| 4 | The homework gave little feedback when working on a problem. |  |
| 5 | The course not having the correct book, and the videos just being plain awful. |  |
| 6 | TEACHER |  |
| 7 | Some of the test questions had unfair answers which prompted the instructor to give points back because of them. The test questions need to be reviewed before they are given to students. |  |
| 8 | Lectures were very fast and sometimes concepts were presented in an unclear way. |  |
| 9 | Exams weigh too much. |  |
| 10 | Course videos did not always align with course work | |

| | | | |
|----------------|--|--|---|
| Faculty: | Brian England | | |
| Question: | What did you like about the instructor or the method of instruction? | | |
| Response Rate: | 35.71% (5 of 14) | | |
| 1 | the way he spread everything out evenly through the year | |  |
| 2 | The learning pace | |  |
| 3 | Nothing | |  |
| 4 | Lectures are short and concise. | |  |
| 5 | Enthusiasm and clarifying announcements | |  |

| | | | |
|----------------|--|---|---|
| Faculty: | | Brian England | |
| Question: | | What did you dislike about the instructor or method of instruction? Do you have any suggestions to improve instruction? | |
| Response Rate: | | 42.86% (6 of 14) | |
| 1 | everything was good | |  |
| 2 | Verify that the course videos align with the course homework prior to posting | |  |
| 3 | The unwillingness to understand or help when an accident happens resulting in his student failing the class | |  |
| 4 | The entire method of presentation. By far the least helpful and least educational of my professors so far. The entire course was hands off, and the videos were unbelievably dense (at least, the 1st, conceptual longer ones, the shorter ones were decent). The classroom discussion was mostly a joke, with what little useful actually passed through there. | |  |
| 5 | Some explanations on concepts are hard to understand. I am able to solve many things but not really understanding the purpose. | |  |
| 6 | Response time in discussion forum | |  |