

2207B - Fall 2020 - LA - CMATHSTAT - ASUO Survey
2207B (2020)

Arizona State University
UC

Course:	MAT 242 76447 - Elementary Linear Algebra	Department:	CMATHSTAT
Responsible Faculty:	Brian England	Responses / Expected:	3 / 19 (15.79%)
Overall Mean:	4.7 Expected Grade (3 responses) 4.3 Cum GPA (3 responses) 4.0 How often access course (3 responses) 3.3 Class Standing (Fr,So,Jr,Sr,Grad) (3 responses) 3.3 5-Point SA>SD w/Neutral H-L (21 responses) 3.2 Grading (6 responses) 2.8 5-Point w/ Neutral H-L (39 responses) 2.7 Excellent to Poor (15 responses) 2.0 Reason for course L-H (3 responses)		

CMATHSTAT Course Questions General Course Questions		MAT 242 - 76447									
		Responses (%)					Course				
		SA	A	N	D	SD	N	Mean	Med.	Mode	Std Dev
Q1	Assignments and/or examinations promote learning	1 33.3%	1 33.3%	1 33.3%	0	0	3	4.0	4	3,4,5	.82
Q2	Class sessions are well planned	0	1 33.3%	1 33.3%	1 33.3%	0	3	3.0	3	2,3,4	.82
Q3	The pace and level of the course are appropriate	0	1 33.3%	2 66.7%	0	0	3	3.3	3	3	.47
Q4	The course engages my interest	1 33.3%	0	0	2 66.7%	0	3	3.0	2	2	1.41
Q5	I learned something that I consider valuable	0	1 33.3%	0	1 33.3%	1 33.3%	3	2.3	2	1,2,4	1.25

Responses: [SA] Strongly Agree=5 [A] Agree=4 [N] Neutral=3 [D] Disagree=2 [SD] Strongly Disagree=1

CMATHSTAT Course Questions General Course Questions		MAT 242 - 76447									
		Responses (%)					Course				
		A	B	C	D	E	N	Mean	Med.	Mode	Std Dev
Q6	Using A-E as grades, what is your overall rating of the course?	1 33.3%	0	1 33.3%	1 33.3%	0	3	3.3	3	2,3,5	1.25

Responses: [A] A=5 [B] B=4 [C] C=3 [D] D=2 [E] E=1

CMATHSTAT Online - Course Tool Questions ASU Online and iCourse		MAT 242 - 76447									
		Responses (%)					Course				
		OAW	TAW	TTA	FTA	FOM	N	Mean	Med.	Mode	Std Dev
Q7	On average, how often did you access your course?	0	0	1 33.3%	1 33.3%	1 33.3%	3	4.0	4	3,4,5	.82

Responses: [OAW] Once a week=1 [TAW] Twice a week=2 [TTA] Three times a week=3 [FTA] Four times a week=4 [FOM] Five or more=5

CMATHSTAT Online - Course Tool Questions ASU Online and iCourse		MAT 242 - 76447									
		Responses (%)					Course				
		E	VG	G	F	P	N	Mean	Med.	Mode	Std Dev
Q8	How would you rate the overall quality of your experience with the technology used in this course (videos, uploading files, etc.)?	1 33.3%	0	1 33.3%	0	1 33.3%	3	3.0	3	1,3,5	1.63
Q9	How would you rate the ease of navigation?	0	2 66.7%	0	1 33.3%	0	3	3.3	4	4	.94
Q10	How would you rate the accessibility of the instructor?	0	1 33.3%	0	1 33.3%	1 33.3%	3	2.3	2	1,2,4	1.25
Q11	How would you rate the timeliness of the instructor's response to questions, assignments, and tests?	0	1 33.3%	0	2 66.7%	0	3	2.7	2	2	.94
Q12	How would you rate the degree to which communication components of the course (chat, discussion board, email, announcements, etc.) added to the interaction between students and the instructor?	0	1 33.3%	0	1 33.3%	1 33.3%	3	2.3	2	1,2,4	1.25

Responses: [E] Excellent=5 [VG] Very Good=4 [G] Good=3 [F] Fair=2 [P] Poor=1

CMATHSTAT Student Demographic Questions Academic General		MAT 242 - 76447									
		Responses (%)					Course				
		F	S	J	S	G	N	Mean	Med.	Mode	Std Dev
Q13	What is your current class standing?	0	0	2 66.7%	1 33.3%	0	3	3.3	3	3	.47

Responses: [F] Freshman=1 [S] Sophomore=2 [J] Junior=3 [S] Senior=4 [G] Graduate=5

CMATHSTAT Student Demographic Questions Academic General		MAT 242 - 76447								
		Responses (%)				Course				
		MR	RFC	GS	EGI	N	Mean	Med.	Mode	Std Dev
Q14	What requirement does this course meet for you?	2 66.7%	0	0	1 33.3%	3	2.0	1	1	1.41

Responses: [MR] Major Requirement=1 [RFC] Related Field Course=2 [GS] General Studies=3 [EGI] Elective (General Interest)=4

CMATHSTAT Student Demographic Questions Academic General		MAT 242 - 76447									
		Responses (%)					Course				
		A	B	C	D/E	O	N	Mean	Med.	Mode	Std Dev
Q15	What grade do you expect to earn for this course?	2 66.7%	1 33.3%	0	0	0	3	4.7	5	5	.47

Responses: [A] A=5 [B] B=4 [C] C=3 [D/E] D/E=2 [O] Other=1

CMATHSTAT Student Demographic Questions Academic General		MAT 242 - 76447									
		Responses (%)						Course			
		3	3	2	2	B2	N	Mean	Med.	Mode	Std Dev
Q16	What is your current ASU GPA?	1 33.3%	2 66.7%	0	0	0	3	4.3	4	4	.47

Responses: [3] 3.5+=5 [3] 3.0-3.49=4 [2] 2.50-2.99=3 [2] 2.0-2.49=2 [B2] Below 2.0=1

ASU Online Program Online Content and Instruction		MAT 242 - 76447									
		Responses (%)					Course				
		SA	A	N	D	SD	N	Mean	Med.	Mode	Std Dev
Q17	The course was easy to navigate.	1 33.3%	0	2 66.7%	0	0	3	3.7	3	3	.94
Q18	The course presentations contributed to my learning.	1 33.3%	1 33.3%	1 33.3%	0	0	3	4.0	4	3,4,5	.82
Q19	The course criteria for success on graded work was clear and specific.	1 33.3%	1 33.3%	0	0	1 33.3%	3	3.3	4	1,4,5	1.70
Q20	The course learning activities adequately prepared me for graded work.	1 33.3%	0	2 66.7%	0	0	3	3.7	3	3	.94
Q21	The instructor was visibly present in the course (e.g. posted announcements, active in discussions, etc.).	1 33.3%	0	1 33.3%	0	1 33.3%	3	3.0	3	1,3,5	1.63
Q22	The instructor responded to inquiries within 24 hours.	1 33.3%	0	1 33.3%	0	1 33.3%	3	3.0	3	1,3,5	1.63
Q23	The instructor provided meaningful feedback on graded work.	1 33.3%	0	0	0	2 66.7%	3	2.3	1	1	1.89




Responses: [SA] Strongly Agree=5 [A] Agree=4 [N] Neutral=3 [D] Disagree=2 [SD] Strongly Disagree=1


CMATHSTAT Faculty Questions Course Related Faculty Questions		Brian England									
		Responses (%)					Individual				
		SA	A	N	D	SD	N	Mean	Med.	Mode	Std Dev
Q24	The instructor's presentations are clear and understandable	0	1 33.3%	1 33.3%	0	1 33.3%	3	2.7	3	1,3,4	1.25
Q25	The Instructor makes clear what is expected of me in this course	0	1 33.3%	1 33.3%	1 33.3%	0	3	3.0	3	2,3,4	.82
Q26	I have confidence in the instructor's knowledge of the subject	2 66.7%	0	0	0	1 33.3%	3	3.7	5	5	1.89
Q27	The instructor is helpful if the class has difficulty with the material	0	1 33.3%	0	1 33.3%	1 33.3%	3	2.3	2	1,2,4	1.25
Q28	I feel welcome seeking help from the instructor	0	1 33.3%	0	0	2 66.7%	3	2.0	1	1	1.41
Q29	The instructor promotes effective class discussion	0	1 33.3%	1 33.3%	0	1 33.3%	3	2.7	3	1,3,4	1.25
Q30	The instructor conveys enthusiasm about the course	0	1 33.3%	0	1 33.3%	1 33.3%	3	2.3	2	1,2,4	1.25
Q31	The instructor's responses to written work are helpful	0	1 33.3%	1 33.3%	0	1 33.3%	3	2.7	3	1,3,4	1.25



Responses: [SA] Strongly Agree=5 [A] Agree=4 [N] Neutral=3 [D] Disagree=2 [SD] Strongly Disagree=1



CMATHSTAT Faculty Questions Course Related Faculty Questions		Brian England									
		Responses (%)					Individual				
		A	B	C	D	E	N	Mean	Med.	Mode	Std Dev
Q32	Using A-E as grades, what is your overall rating of the instructor?	1 33.3%	0	1 33.3%	0	1 33.3%	3	3.0	3	1,3,5	1.63



Responses: [A] A=5 [B] B=4 [C] C=3 [D] D=2 [E] E=1

Question:	What did you like about the course?										
Response Rate:	100.00% (3 of 3)										
1	The flexibility of the course work and assignments makes it easy to comprehend and keep up.										
2	Nothing, there is a 25 minute video that is a poor example of what is asked on the homework. Homework is 15-20 questions and the lectures cover 3 examples.										
3	I think we had a lot of videos available.										


Question:	What did you dislike about the course? Do you have any suggestions to improve the course?										
Response Rate:	100.00% (3 of 3)										
1	The instructor/professor needs to go over homework problems with the students. When asked in Piazza for help the instructor answered with the vocabulary as if talking to another professor that is a math whiz.										

2	No complaints	
3	I thought the videos were helpful, but there were two types of videos. It was difficult to see two different lecturers because their styles were different. I also dislike that the instructor took on too many classes/students and made a point to throw it out there often. If your instructor is saying he is too busy, that is a little discouraging and definitely feels like we are a number lost in the crowd.	

Question: What did you like the most about the course?		
Response Rate: 66.67% (2 of 3)		
1	N/A	
2	It engaging, lecture videos are to the point and easy to follow.	

Question: What did you like the least about the course?		
Response Rate: 66.67% (2 of 3)		
1	The instructor was not present in any of the presented math content. I used youtube and khan academy more than the content provided from ASU.	
2	Less examples solved per subtopic for each chapter	

Faculty: Brian England	
Question: What did you like about the instructor or the method of instruction?	
Response Rate: 66.67% (2 of 3)	
1	This instructor was completely absent throughout the course. There were maybe 10 total posts in Piazza and the instructor throughout the course made comments on how he had over 200+ students so our grades and answers would take time. The instructor is not in any of the videos for the course and made no engagement with the course. I cannot believe you are making students pay for this education when youtube offers better lessons.
2	The fact that you have lecture videos to guide you at all times when studying

Faculty: Brian England		
Question: What did you dislike about the instructor or method of instruction? Do you have any suggestions to improve instruction?		
Response Rate: 66.67% (2 of 3)		
1	The textbook for this course only solve 1 example under each subtopic so it will be beneficial if the instructor solves multiple examples in the lecture videos.	
2	The instructor did not instruct anything. I am watching old videos that are copy/paste semester after semester. This is an outdated learning experience and needs to reevaluated. When I pay for tuition I expect that the instructor assigned to the course actually teaches the material.	