

**Survey
2174B (2017)**

Arizona State University
UC

Course:	MAT 242 42386 - Elementary Linear Algebra	Department:	CMATHSTAT
Responsible Faculty:	Brian England	Responses / Expected:	3 / 12 (25%)
Overall Mean:	4.7 Expected Grade (3 responses) 4.7 Grading (6 responses) 4.2 5-Point w/ Neutral H-L (39 responses) 4.0 Cum GPA (3 responses) 2.3 Class Standing (Fr,So,Jr,Sr,Grad) (3 responses) 1.0 Reason for course L-H (3 responses)		

CMATHSTAT Course Questions General Course Questions		MAT 242 - 42386									
		Responses (%)						Course			
		SA	A	N	D	SD	N	Mean	Med.	Mode	Std Dev
Q1	Assignments and/or examinations promote learning	1 33.3%	2 66.7%	0	0	0	3	4.3	4	4	.47
Q2	Class sessions are well planned	1 33.3%	1 33.3%	1 33.3%	0	0	3	4.0	4	3,4,5	.82
Q3	The pace and level of the course are appropriate	1 33.3%	1 33.3%	1 33.3%	0	0	3	4.0	4	3,4,5	.82
Q4	The course engages my interest	1 33.3%	1 33.3%	1 33.3%	0	0	3	4.0	4	3,4,5	.82
Q5	I learned something that I consider valuable	1 33.3%	1 33.3%	1 33.3%	0	0	3	4.0	4	3,4,5	.82

Responses: [SA] Strongly Agree=5 [A] Agree=4 [N] Neutral=3 [D] Disagree=2 [SD] Strongly Disagree=1

CMATHSTAT Course Questions General Course Questions		MAT 242 - 42386									
		Responses (%)					Course				
		A	B	C	D	E	N	Mean	Med.	Mode	Std Dev
Q6	Using A-E as grades, what is your overall rating of the course?	1 33.3%	2 66.7%	0	0	0	3	4.3	4	4	.47

Responses: [A](#) A=5 [B](#) B=4 [C](#) C=3 [D](#) D=2 [E](#) E=1

CMATHSTAT Student Demographic Questions Academic General		MAT 242 - 42386									
		Responses (%)						Course			
		F	S	J	S	G	N	Mean	Med.	Mode	Std Dev
Q7	What is your current class standing?	0	2 66.7%	1 33.3%	0	0	3	2.3	2	2	.47

Responses: [F] Freshman=1 [S] Sophomore=2 [J] Junior=3 [S] Senior=4 [G] Graduate=5

CMATHSTAT Student Demographic Questions Academic General		MAT 242 - 42386								
		Responses (%)					Course			
		MR	RFC	GS	EGI	N	Mean	Med.	Mode	Std Dev
Q8	What requirement does this course meet for you?	3 100%	0	0	0	3	1.0	1	1	0




Responses: [MR] Major Requirement=1 [RFC] Related Field Course=2 [GS] General Studies=3 [EGI] Elective (General Interst)=4

CMATHSTAT Student Demographic Questions Academic General		MAT 242 - 42386									
		Responses (%)						Course			
		A	B	C	D/E	O	N	Mean	Med.	Mode	Std Dev
Q9	What grade do you expect to earn for this course?	2 66.7%	1 33.3%	0	0	0	3	4.7	5	5	.47

Responses: [A] A=5 [B] B=4 [C] C=3 [D/E] D/E=2 [O] Other=1

Responses: [3] 3.5+=5 [3] 3.0-3.49=4 [2] 2.50-2.99=3 [2] 2.0-2.49=2 [B2] Below 2.0=1

CMATHSTAT Faculty Questions Course Related Faculty Questions							Brian England									
							Responses (%)					Individual				
							A	B	C	D	E	N	Mean	Med.	Mode	Std Dev
Q19	Using A-E as grades, what is your overall rating of the instructor?						3 100%	0	0	0	0	3	5.0	5	5	0
Responses: [A] A=5 [B] B=4 [C] C=3 [D] D=2 [E] E=1																

Question:	What did you dislike about the course? Do you have any suggestions to improve the course?		
Response Rate:	100.00% (3 of 3)		
1	Watch those negative signs.		
2	N/a		
3	From his methods of teaching, it didn't help so much to understand some of the concepts we've gone over. It would help if we did more examples in class.		

Question: What did you like about the instructor or the method of instruction?	
Response Rate: 33.33% (1 of 3)	
1	His first concern was to have the class understand something and not move on until the class felt comfortable.



Faculty: Brian England	
Question: What did you dislike about the instructor or method of instruction? Do you have any suggestions to improve instruction?	
Response Rate: 33.33% (1 of 3)	
1	Many times he assumed the class had knowledge of some aspect on a certain concept.

