

Arizona State University
UC

Course:	MAT 242 18640 - Elementary Linear Algebra	Department:	CMATHSTAT
Responsible Faculty:	Brian England	Responses / Expected:	3 / 25 (12%)
Overall Mean:	5.0 How often access course (3 responses) 4.2 Grading (6 responses) 4.0 5-Point SA>SD w/Neutral H-L (20 responses) 4.0 Cum GPA (2 responses) 4.0 Expected Grade (3 responses) 3.7 5-Point w/ Neutral H-L (39 responses) 3.5 Excellent to Poor (15 responses) 2.7 Class Standing (Fr,So,Jr,Sr,Grad) (3 responses) 1.0 Reason for course L-H (3 responses)		

CMATHSTAT Course Questions General Course Questions		MAT 242 - 18640									
		Responses (%)					Course				
		SA	A	N	D	SD	N	Mean	Med.	Mode	Std Dev
Q1	Assignments and/or examinations promote learning	0	3 100%	0	0	0	3	4.0	4	4	0
Q2	Class sessions are well planned	0	3 100%	0	0	0	3	4.0	4	4	0
Q3	The pace and level of the course are appropriate	0	2 66.7%	0	1 33.3%	0	3	3.3	4	4	.94
Q4	The course engages my interest	0	3 100%	0	0	0	3	4.0	4	4	0
Q5	I learned something that I consider valuable	0	3 100%	0	0	0	3	4.0	4	4	0

Responses: [SA] Strongly Agree=5 [A] Agree=4 [N] Neutral=3 [D] Disagree=2 [SD] Strongly Disagree=1

CMATHSTAT Course Questions General Course Questions		MAT 242 - 18640									
		Responses (%)					Course				
		A	B	C	D	E	N	Mean	Med.	Mode	Std Dev
Q6	Using A-E as grades, what is your overall rating of the course?	1 33.3%	2 66.7%	0	0	0	3	4.3	4	4	.47

Responses: [A] A=5 [B] B=4 [C] C=3 [D] D=2 [E] E=1

CMATHSTAT Online - Course Tool Questions ASU Online and iCourse		MAT 242 - 18640									
		Responses (%)					Course				
		OAW	TAW	TTA	FTA	FOM	N	Mean	Med.	Mode	Std Dev
Q7	On average, how often did you access your course?	0	0	0	0	3 100%	3	5.0	5	5	0

Responses: [OAW] Once a week=1 [TAW] Twice a week=2 [TTA] Three times a week=3 [FTA] Four times a week=4 [FOM] Five or more=5

CMATHSTAT Online - Course Tool Questions ASU Online and iCourse		MAT 242 - 18640									
		Responses (%)					Course				
		E	VG	G	F	P	N	Mean	Med.	Mode	Std Dev
Q8	How would you rate the overall quality of your experience with the technology used in this course (videos, uploading files, etc.)?	0	2 66.7%	1 33.3%	0	0	3	3.7	4	4	.47
Q9	How would you rate the ease of navigation?	0	2 66.7%	1 33.3%	0	0	3	3.7	4	4	.47
Q10	How would you rate the accessibility of the instructor?	0	2 66.7%	0	0	1 33.3%	3	3.0	4	4	1.41
Q11	How would you rate the timeliness of the instructor's response to questions, assignments, and tests?	0	3 100%	0	0	0	3	4.0	4	4	0
Q12	How would you rate the degree to which communication components of the course (chat, discussion board, email, announcements, etc.) added to the interaction between students and the instructor?	0	2 66.7%	0	0	1 33.3%	3	3.0	4	4	1.41

Responses: [E] Excellent=5 [VG] Very Good=4 [G] Good=3 [F] Fair=2 [P] Poor=1

CMATHSTAT Student Demographic Questions Academic General		MAT 242 - 18640									
		Responses (%)					Course				
		F	S	J	S	G	N	Mean	Med.	Mode	Std Dev
Q13	What is your current class standing?	0	1 33.3%	2 66.7%	0	0	3	2.7	3	3	.47

Responses: [F] Freshman=1 [S] Sophomore=2 [J] Junior=3 [S] Senior=4 [G] Graduate=5

CMATHSTAT Student Demographic Questions Academic General		MAT 242 - 18640								
		Responses (%)				Course				
		MR	RFC	GS	EGI	N	Mean	Med.	Mode	Std Dev
Q14	What requirement does this course meet for you?	3 100%	0	0	0	3	1.0	1	1	0

Responses: [MR] Major Requirement=1 [RFC] Related Field Course=2 [GS] General Studies=3 [EGI] Elective (General Interest)=4

CMATHSTAT Student Demographic Questions Academic General		MAT 242 - 18640									
		Responses (%)					Course				
		A	B	C	D/E	O	N	Mean	Med.	Mode	Std Dev
Q15	What grade do you expect to earn for this course?	0	3 100%	0	0	0	3	4.0	4	4	0

Responses: [A] A=5 [B] B=4 [C] C=3 [D/E] D/E=2 [O] Other=1

CMATHSTAT Student Demographic Questions Academic General		MAT 242 - 18640									
		Responses (%)					Course				
		3	3	2	2	B2	N	Mean	Med.	Mode	Std Dev
Q16	What is your current ASU GPA?	0	2 100%	0	0	0	2	4.0	4	4	0

Responses: [3] 3.5+=5 [3] 3.0-3.49=4 [2] 2.50-2.99=3 [2] 2.0-2.49=2 [B2] Below 2.0=1

ASU Online Program Online Content and Instruction		MAT 242 - 18640									
		Responses (%)						Course			
		SA	A	N	D	SD	N	Mean	Med.	Mode	Std Dev
Q17	The course was easy to navigate.	0	2 66.7%	1 33.3%	0	0	3	3.7	4	4	.47
Q18	The course presentations contributed to my learning.	1 33.3%	1 33.3%	1 33.3%	0	0	3	4.0	4	3,4,5	.82
Q19	The course criteria for success on graded work was clear and specific.	0	2 66.7%	1 33.3%	0	0	3	3.7	4	4	.47
Q20	The course learning activities adequately prepared me for graded work.	1 33.3%	1 33.3%	0	1 33.3%	0	3	3.7	4	2,4,5	1.25
Q21	The instructor was visibly present in the course (e.g. posted announcements, active in discussions, etc.).	2 100%	0	0	0	0	2	5.0	5	5	0
Q22	The instructor responded to inquiries within 24 hours.	3 100%	0	0	0	0	3	5.0	5	5	0
Q23	The instructor provided meaningful feedback on graded work.	1 33.3%	0	1 33.3%	1 33.3%	0	3	3.3	3	2,3,5	1.25



Responses: [SA] Strongly Agree=5 [A] Agree=4 [N] Neutral=3 [D] Disagree=2 [SD] Strongly Disagree=1


CMATHSTAT Faculty Questions Course Related Faculty Questions		Brian England									
		Responses (%)					Individual				
		SA	A	N	D	SD	N	Mean	Med.	Mode	Std Dev
Q24	The instructor's presentations are clear and understandable	0	2 66.7%	1 33.3%	0	0	3	3.7	4	4	.47
Q25	The Instructor makes clear what is expected of me in this course	0	2 66.7%	1 33.3%	0	0	3	3.7	4	4	.47
Q26	I have confidence in the instructor's knowledge of the subject	1 33.3%	2 66.7%	0	0	0	3	4.3	4	4	.47
Q27	The instructor is helpful if the class has difficulty with the material	1 33.3%	0	1 33.3%	1 33.3%	0	3	3.3	3	2,3,5	1.25
Q28	I feel welcome seeking help from the instructor	1 33.3%	0	1 33.3%	0	1 33.3%	3	3.0	3	1,3,5	1.63
Q29	The instructor promotes effective class discussion	1 33.3%	0	1 33.3%	1 33.3%	0	3	3.3	3	2,3,5	1.25
Q30	The instructor conveys enthusiasm about the course	1 33.3%	0	2 66.7%	0	0	3	3.7	3	3	.94
Q31	The instructor's responses to written work are helpful	0	2 66.7%	1 33.3%	0	0	3	3.7	4	4	.47


Responses: [SA] Strongly Agree=5 [A] Agree=4 [N] Neutral=3 [D] Disagree=2 [SD] Strongly Disagree=1

CMATHSTAT Faculty Questions Course Related Faculty Questions		Brian England									
		Responses (%)					Individual				
		A	B	C	D	E	N	Mean	Med.	Mode	Std Dev
Q32	Using A-E as grades, what is your overall rating of the instructor?	1 33.3%	1 33.3%	1 33.3%	0	0	3	4.0	4	3,4,5	.82

Responses: [A] A=5 [B] B=4 [C] C=3 [D] D=2 [E] E=1

Question:	What did you like about the course?										
Response Rate:	66.67% (2 of 3)										
1	The presentation material was nice. I thought it was some of the best use of mixed media, white board and powerpoint text.										
2	The course was very well balanced and informative										


Question:	What did you dislike about the course? Do you have any suggestions to improve the course?										
Response Rate:	66.67% (2 of 3)										
1	Wish we had a study guide for the Tests.										


2	I have to admit, this course frustrated me more than any other I have taken on line. As we reach the end of the course I think I have pinned it down to two things. The lectures and book are not fully coupled to the homework. Too much homework. The homework took me forever because I was lost despite understanding the lectures and being able to work the problems presented. There were homework problems that were not at all representative of the problems discussed in the lectures nor the book. At a time when you are just learning a complicated concept, throwing in extra variables, equations that do not equal zero to start or which must first be normalized to be computed, differs greatly from the idealized and simplified versions lectured on. In fact, I agree with the lecture approach, and thought the homework (and tests) unfairly threw in more complicated problems than we were exposed to. Also, sadly, I felt the support on line was dismissive. I quit going to Piazza for help and instead just taught myself through Khan academy lectures and reading on line articles. Some problems turned out to be difficult because they had not been covered in the lecture yet, only to be covered a week or two later. So again, the lectures and homework were not well synchronized.	
---	---	---

Question:	What did you like the most about the course?	
Response Rate:	33.33%	(1 of 3)

1	Linear algebra is a tough subject, but actually I found it fascinating.	
---	---	---

Question:	What did you like the least about the course?	
Response Rate:	33.33%	(1 of 3)

1	I wish the instructors shared some of that vision or enthusiasm for the subject there was not nearly enough elaboration in the videos, they just presented the material dry without commenting on how these things interrelate.	
---	---	---

Faculty:	Brian England	
Question:	What did you like about the instructor or the method of instruction?	
Response Rate:	33.33%	(1 of 3)
1	I don't actually know who the "instructor" is. The presenters in the videos were actually pretty good, and I especially liked their personalities.	

Faculty:	Brian England	
Question:	What did you dislike about the instructor or method of instruction? Do you have any suggestions to improve instruction?	
Response Rate:	33.33%	(1 of 3)
1	I wish the instructor would elaborate occasionally, I found they plowed straight through the material with little or no side commentary about how these concepts interrelate or how one might picture these things in your head. I found the lectures at Khan academy much better for that, despite enjoying the ASU presenters themselves. The lectures did not correspond well to the homework at times. The responses from the instructor to questions tended to be dismissive.	