

Arizona State University
UC

| | | | |
|-----------------------------|---|------------------------------|------------------|
| Course: | MAT 210 43643 - Brief Calculus | Department: | CMATHSTAT |
| Responsible Faculty: | Brian England | Responses / Expected: | 17 / 69 (24.64%) |
| Overall Mean: | 3.7 How often access course (17 responses) 3.7 Cum GPA (13 responses) 3.5 5-Point SA>SD w/Neutral H-L (117 responses) 3.1 Expected Grade (16 responses) 3.1 Excellent to Poor (83 responses) 3.0 5-Point w/ Neutral H-L (217 responses) 2.9 Class Standing (Fr,So,Jr,Sr,Grad) (17 responses) 2.6 Grading (33 responses) 1.8 Reason for course L-H (17 responses) | | |

| CMATHSTAT Course Questions General Course Questions | | MAT 210 - 43643 | | | | | | | | | |
|--|--|-----------------|------------|------------|------------|------------|--------|------|------|------|---------|
| | | Responses (%) | | | | | Course | | | | |
| | | SA | A | N | D | SD | N | Mean | Med. | Mode | Std Dev |
| Q1 | Assignments and/or examinations promote learning | 4 23.5% | 8 47.1% | 2 11.8% | 1 5.9% | 2 11.8% | 17 | 3.6 | 4 | 4 | 1.23 |
| Q2 | Class sessions are well planned | 2 11.8% | 8 47.1% | 1 5.9% | 3 17.6% | 3 17.6% | 17 | 3.2 | 4 | 4 | 1.34 |
| Q3 | The pace and level of the course are appropriate | 1 5.9% | 6 35.3% | 2 11.8% | 2 11.8% | 6 35.3% | 17 | 2.6 | 3 | 1,4 | 1.41 |
| Q4 | The course engages my interest | 0 | 3 17.6% | 5 29.4% | 5 29.4% | 4 23.5% | 17 | 2.4 | 2 | 2,3 | 1.03 |
| Q5 | I learned something that I consider valuable | 2 11.8% | 2 11.8% | 7 41.2% | 1 5.9% | 5 29.4% | 17 | 2.7 | 3 | 3 | 1.32 |

Responses: [SA] Strongly Agree=5 [A] Agree=4 [N] Neutral=3 [D] Disagree=2 [SD] Strongly Disagree=1

| CMATHSTAT Course Questions General Course Questions | | MAT 210 - 43643 | | | | | | | | | |
|--|---|-----------------|------------|------------|------------|------------|--------|------|------|------|---------|
| | | Responses (%) | | | | | Course | | | | |
| | | A | B | C | D | E | N | Mean | Med. | Mode | Std Dev |
| Q6 | Using A-E as grades, what is your overall rating of the course? | 0 | 5 29.4% | 4 23.5% | 3 17.6% | 5 29.4% | 17 | 2.5 | 3 | 1,4 | 1.19 |

Responses: [A] A=5 [B] B=4 [C] C=3 [D] D=2 [E] E=1

| CMATHSTAT Online - Course Tool Questions ASU Online and iCourse | | MAT 210 - 43643 | | | | | | | | | |
|--|---|-----------------|------------|------------|------------|------------|--------|------|------|------|---------|
| | | Responses (%) | | | | | Course | | | | |
| | | OAW | TAW | TTA | FTA | FOM | N | Mean | Med. | Mode | Std Dev |
| Q7 | On average, how often did you access your course? | 1 5.9% | 2 11.8% | 4 23.5% | 4 23.5% | 6 35.3% | 17 | 3.7 | 4 | 5 | 1.23 |

Responses: [OAW](#) Once a week=1 [TAW](#) Twice a week=2 [TTA](#) Three times a week=3 [FTA](#) Four times a week=4 [FOM](#) Five or more=5

| CMATHSTAT Online - Course Tool Questions ASU Online and iCourse | | MAT 210 - 43643 | | | | | | | | | |
|--|--|-----------------|------------|------------|------------|------------|--------|------|------|-------|---------|
| | | Responses (%) | | | | | Course | | | | |
| | | E | VG | G | F | P | N | Mean | Med. | Mode | Std Dev |
| Q8 | How would you rate the overall quality of your experience with the technology used in this course (videos, uploading files, etc.)? | 5 29.4% | 3 17.6% | 4 23.5% | 2 11.8% | 3 17.6% | 17 | 3.3 | 3 | 5 | 1.45 |
| Q9 | How would you rate the ease of navigation? | 5 29.4% | 5 29.4% | 5 29.4% | 1 5.9% | 1 5.9% | 17 | 3.7 | 4 | 3,4,5 | 1.13 |
| Q10 | How would you rate the accessibility of the instructor? | 0 | 6 37.5% | 4 25% | 2 12.5% | 4 25% | 16 | 2.8 | 3 | 4 | 1.20 |
| Q11 | How would you rate the timeliness of the instructor's response to questions, assignments, and tests? | 3 18.8% | 3 18.8% | 4 25% | 3 18.8% | 3 18.8% | 16 | 3.0 | 3 | 3 | 1.37 |
| Q12 | How would you rate the degree to which communication components of the course (chat, discussion board, email, announcements, etc.) added to the interaction between students and the instructor? | 1 5.9% | 4 23.5% | 7 41.2% | 1 5.9% | 4 23.5% | 17 | 2.8 | 3 | 3 | 1.20 |

Responses: [E] Excellent=5 [VG] Very Good=4 [G] Good=3 [F] Fair=2 [P] Poor=1

| CMATHSTAT Student Demographic Questions Academic General | | MAT 210 - 43643 | | | | | | | | | |
|---|--------------------------------------|-----------------|------------|-------------|------------|---|--------|------|------|------|---------|
| | | Responses (%) | | | | | Course | | | | |
| | | F | S | J | S | G | N | Mean | Med. | Mode | Std Dev |
| Q13 | What is your current class standing? | 1 5.9% | 3 17.6% | 10 58.8% | 3 17.6% | 0 | 17 | 2.9 | 3 | 3 | .76 |

Responses: [F] Freshman=1 [S] Sophomore=2 [J] Junior=3 [S] Senior=4 [G] Graduate=5

| CMATHSTAT Student Demographic Questions Academic General | | MAT 210 - 43643 | | | | | | | | |
|---|---|-----------------|-----|------------|-----|--------|------|------|------|---------|
| | | Responses (%) | | | | Course | | | | |
| | | MR | RFC | GS | EGI | N | Mean | Med. | Mode | Std Dev |
| Q14 | What requirement does this course meet for you? | 10 58.8% | 0 | 7 41.2% | 0 | 17 | 1.8 | 1 | 1 | .98 |

Responses: [MR] Major Requirement=1 [RFC] Related Field Course=2 [GS] General Studies=3 [EGI] Elective (General Interest)=4

| CMATHSTAT Student Demographic Questions Academic General | | MAT 210 - 43643 | | | | | | | | | |
|---|---|-----------------|------------|------------|------------|-----------|--------|------|------|------|---------|
| | | Responses (%) | | | | | Course | | | | |
| | | A | B | C | D/E | O | N | Mean | Med. | Mode | Std Dev |
| Q15 | What grade do you expect to earn for this course? | 1 6.3% | 5 31.3% | 6 37.5% | 3 18.8% | 1 6.3% | 16 | 3.1 | 3 | 3 | .99 |

Responses: [A] A=5 [B] B=4 [C] C=3 [D/E] D/E=2 [O] Other=1

| CMATHSTAT Student Demographic Questions Academic General | | MAT 210 - 43643 | | | | | | | | | |
|---|-------------------------------|-----------------|------------|------------|------------|----|--------|------|------|------|---------|
| | | Responses (%) | | | | | Course | | | | |
| | | 3 | 3 | 2 | 2 | B2 | N | Mean | Med. | Mode | Std Dev |
| Q16 | What is your current ASU GPA? | 3 23.1% | 5 38.5% | 3 23.1% | 2 15.4% | 0 | 13 | 3.7 | 4 | 4 | .99 |

Responses: [3] 3.5+=5 [3] 3.0-3.49=4 [2] 2.50-2.99=3 [2] 2.0-2.49=2 [B2] Below 2.0=1

| ASU Online Program Online Content and Instruction | | MAT 210 - 43643 | | | | | | | | | |
|--|--|-----------------|------------|------------|------------|------------|--------|------|------|-------|---------|
| | | Responses (%) | | | | | Course | | | | |
| | | SA | A | N | D | SD | N | Mean | Med. | Mode | Std Dev |
| Q17 | The course was easy to navigate. | 8 47.1% | 6 35.3% | 1 5.9% | 1 5.9% | 1 5.9% | 17 | 4.1 | 4 | 5 | 1.13 |
| Q18 | The course presentations contributed to my learning. | 4 23.5% | 4 23.5% | 4 23.5% | 2 11.8% | 3 17.6% | 17 | 3.2 | 3 | 3,4,5 | 1.39 |
| Q19 | The course criteria for success on graded work was clear and specific. | 4 23.5% | 8 47.1% | 2 11.8% | 0 | 3 17.6% | 17 | 3.6 | 4 | 4 | 1.33 |
| Q20 | The course learning activities adequately prepared me for graded work. | 5 29.4% | 5 29.4% | 2 11.8% | 2 11.8% | 3 17.6% | 17 | 3.4 | 4 | 4,5 | 1.46 |
| Q21 | The instructor was visibly present in the course (e.g. posted announcements, active in discussions, etc.). | 4 23.5% | 7 41.2% | 3 17.6% | 0 | 3 17.6% | 17 | 3.5 | 4 | 4 | 1.33 |
| Q22 | The instructor responded to inquiries within 24 hours. | 4 25% | 7 43.8% | 1 6.3% | 2 12.5% | 2 12.5% | 16 | 3.6 | 4 | 4 | 1.32 |
| Q23 | The instructor provided meaningful feedback on graded work. | 1 6.3% | 5 31.3% | 4 25% | 1 6.3% | 5 31.3% | 16 | 2.8 | 3 | 1,4 | 1.35 |






Responses: [SA] Strongly Agree=5 [A] Agree=4 [N] Neutral=3 [D] Disagree=2 [SD] Strongly Disagree=1

| CMATHSTAT Faculty Questions Course Related Faculty Questions | | Brian England | | | | | | | | | |
|---|---|---------------|------------|------------|------------|------------|------------|------|------|------|---------|
| | | Responses (%) | | | | | Individual | | | | |
| | | SA | A | N | D | SD | N | Mean | Med. | Mode | Std Dev |
| Q24 | The instructor's presentations are clear and understandable | 2 11.8% | 6 35.3% | 5 29.4% | 1 5.9% | 3 17.6% | 17 | 3.2 | 3 | 4 | 1.25 |
| Q25 | The Instructor makes clear what is expected of me in this course | 6 35.3% | 6 35.3% | 2 11.8% | 1 5.9% | 2 11.8% | 17 | 3.8 | 4 | 4,5 | 1.31 |
| Q26 | I have confidence in the instructor's knowledge of the subject | 4 23.5% | 7 41.2% | 4 23.5% | 0 | 2 11.8% | 17 | 3.6 | 4 | 4 | 1.19 |
| Q27 | The instructor is helpful if the class has difficulty with the material | 1 6.3% | 4 25% | 5 31.3% | 1 6.3% | 5 31.3% | 16 | 2.7 | 3 | 1,3 | 1.31 |
| Q28 | I feel welcome seeking help from the instructor | 1 5.9% | 3 17.6% | 4 23.5% | 3 17.6% | 6 35.3% | 17 | 2.4 | 2 | 1 | 1.29 |
| Q29 | The instructor promotes effective class discussion | 1 6.3% | 3 18.8% | 7 43.8% | 1 6.3% | 4 25% | 16 | 2.8 | 3 | 3 | 1.20 |
| Q30 | The instructor conveys enthusiasm about the course | 2 12.5% | 3 18.8% | 5 31.3% | 0 | 6 37.5% | 16 | 2.7 | 3 | 1 | 1.45 |
| Q31 | The instructor's responses to written work are helpful | 1 6.3% | 4 25% | 6 37.5% | 0 | 5 31.3% | 16 | 2.8 | 3 | 3 | 1.30 |














Responses: [SA] Strongly Agree=5 [A] Agree=4 [N] Neutral=3 [D] Disagree=2 [SD] Strongly Disagree=1








| CMATHSTAT Faculty Questions Course Related Faculty Questions | | Brian England | | | | | | | | | |
|---|---|---------------|----------|----------|------------|------------|------------|------|------|------|---------|
| | | Responses (%) | | | | | Individual | | | | |
| | | A | B | C | D | E | N | Mean | Med. | Mode | Std Dev |
| Q32 | Using A-E as grades, what is your overall rating of the instructor? | 1 6.3% | 4 25% | 4 25% | 2 12.5% | 5 31.3% | 16 | 2.6 | 3 | 1 | 1.32 |

Responses: [A] A=5 [B] B=4 [C] C=3 [D] D=2 [E] E=1












| | | | | | | | | | | | |
|----------------|--|--|--|--|--|--|--|--|--|--|---|
| Question: | What did you like about the course? | | | | | | | | | | |
| Response Rate: | 64.71% (11 of 17) | | | | | | | | | | |
| 1 | that I was able to complete the quizzes early | | | | | | | | | |  |
| 2 | easy that it is student leaad in terms of timing and learning. | | | | | | | | | |  |
| 3 | The structure of the course was conducive to learning. | | | | | | | | | |  |
| 4 | The My Lab and Learning text book is incredibly useful and helpful. | | | | | | | | | |  |
| 5 | Previous knowledge transferred over from my last course; a reminder of the growth I've had on the topic. | | | | | | | | | |  |












| | | |
|----|-------------------|---|
| 6 | Nothing. |  |
| 7 | Nothing. |  |
| 8 | Not Much |  |
| 9 | N/A |  |
| 10 | It was organized. |  |
| 11 | I gave it a try |  |















| | | |
|---|--|---|
| Question: What did you dislike about the course? Do you have any suggestions to improve the course? | | |
| Response Rate: | 76.47% (13 of 17) | |
| 1 | This course is so fast paced for what is being taught that I could not take it in all at once which has made this course very challenging. I studied for hours and used tutoring videos and the overload of information made it to where I couldn't remember by exam time. I feel as if giving grades for the several homework assignments that are very time consuming would be a good way to improve the course. |  |
| 2 | The teacher was never available. Always referred me to syllabus and never assisted in answering any question. Even to get an update on my grade it was a problem and send a condescending email to the whole class. |  |
| 3 | The rules were extremely strict and not helpful to students with real lives and real problems that arise that are not medical. I think a grace of at least one 1-day extension would be extremely helpful and realistic for students. |  |
| 4 | The lectures aren't helpful, I had to teach myself everything using Pearson examples and external sources. |  |
| 5 | The fact that the exams are only open for 24 hrs |  |
| 6 | Prof. Is extremely rude, and issued 0's on the midterm because he didn't like where our camera was placed. I've taken 8 honor lock exams and never once had an issue till his course. Rude emails to students, doesn't transfer grades over in a timely manner, Student's have no idea there standing in the class till after the final exam. |  |
| 7 | Nothing, frankly ASU nor the teacher actually taught the course. Pearson did and even then the instruction in the book and the videos never match how the online system instructs you both to do the problems or ultimately enter them in the system. Should I just have paid Pearson directly? |  |
| 8 | I was told that I wasnt required to buy a camera, yet told I would get a zero without one. |  |
| 9 | I thought everything was fine. I do wish that we were able to take the midterm earlier if needed. |  |
| 10 | I know communicating through message boards and emails can be hard but the tone of most of the messages from the instructor were extremely condescending and I certainly didn't help create a positive learning environment. |  |
| 11 | I feel that this course was hard to keep up with due to my personal things going on in my life and really had lack of time to take and really get things to where I could focus math is my hardest classed to take |  |
| 12 | Everything. The lecture videos were absolutely awful to try and learn from and if I do end up passing this class it will only be because of the Khan Academy. Begging for ASU to use/recommended that as an official resource in the future because it teaches the material 100x better than the lecture videos. |  |
| 13 | A few of the techniques still remain unclear to me; I may do better with this topic in person. |  |

| | | | |
|----------------|--|--|---|
| Question: | | What did you like the most about the course? | |
| Response Rate: | | 64.71% (11 of 17) | |
| 1 | n/a | |  |
| 2 | n/a | |  |
| 3 | Understanding how math (calculus) is used to support businesses in their decision making and planning. | |  |
| 4 | The structure of the course | |  |
| 5 | That I wont have to take it again | |  |
| 6 | Plenty of examples | |  |
| 7 | Nothing | |  |

| | | |
|----|---|---|
| 8 | Nothing |  |
| 9 | It was organized. |  |
| 10 | Easy to be independent. |  |
| 11 | Absolutely nothing, by far the worst course I've taken at ASU Online. |  |

| | | |
|--|--|---|
| Question: What did you like the least about the course? | | |
| Response Rate: | 64.71% (11 of 17) | |
| 1 | n/a |  |
| 2 | WOndered if I should be attending the Pearson college since they were the ones actually teaching the class even with it being horrible. |  |
| 3 | There is alot of assignments within the course. |  |
| 4 | The pace was too fast. |  |
| 5 | The instructor |  |
| 6 | The exams being only one day to take it |  |
| 7 | Strict deadlines |  |
| 8 | Prof. never grades anything, he seems too busy, talks down to students, makes up things in his head and expects you to understand them |  |
| 9 | N/A |  |
| 10 | Lecture videos did basically nothing to help with learning or a deeper understanding of the material. Had to seek outside resources to stay afloat |  |
| 11 | Difficulty grasping certain concepts though I believe this is due in gaps in my personal math knowledge. |  |

| | | |
|---|--|---|
| Faculty: Brian England | | |
| Question: What did you like about the instructor or the method of instruction? | | |
| Response Rate: 64.71% (11 of 17) | | |
| 1 | they know math |  |
| 2 | he posted directly to the board, so if it was a whole class topic it was easy to see. |  |
| 3 | What instruction?!!! He taught absolutely NOTHING! Pearson 'teaches' everything. |  |
| 4 | The instructor responded to class discussions and questions very quick. |  |
| 5 | Responds fast. |  |
| 6 | Nothing |  |
| 7 | Nothing. |  |
| 8 | Never was available. Check the emails he sent to the class. |  |
| 9 | He was very willing to help with classwork and ery straightforward. |  |
| 10 | He was extremely clear as to when items were due and how to pass the class with no complications |  |
| 11 | Communication through announcement were often and informative. |  |

| | | |
|---|--|---|
| Faculty: Brian England | | |
| Question: What did you dislike about the instructor or method of instruction? Do you have any suggestions to improve instruction? | | |
| Response Rate: 82.35% (14 of 17) | | |
| 1 | none |  |
| 2 | Where to begin? He teaches nothing. When you ask him for clarification on problems, or the Pearson platform anything he is clueless and offers no help or sense of understanding of how it works. The entire class he failed to set up Canvas appropriately in order for us to understand where we sat with our weighted grades so instead had to explain in convoluted ways how to caluate it and then create an off line excel doc instead of just setting it up properly in canvas. Then when we all did horribly on the mid-term and could see the averages of grades and asked if we could be graded on a curve he said no the grades were off due to people with fails with camera issues, which isn't what the grades reflected showed, and then turned off visibility of this metric so we couldn't discuss with him. Then days before the final he (a) goes on a rant about how he may, or may not, give people a 1-2% grace on their grade boost but don't complain about your grade or tell him you will be homeless or go on drugs because he has hear it all before (b) he can't answer a straight forward question on whether or not the final is cumulative or not. I have NEVER been so stressed out in a class. |  |
| 3 | This professor is very unapproachable when the class has questions regarding the course. As his responses are structured in a way that makes me think that i'm inadequate and incompetent. |  |
| 4 | They were very passionate the first week of class and rubbed me the wrong way that made me not really want to try in the course |  |
| 5 | The tone of the majority of his messages were very condescending and rude. Instead of simply answering questions, he was down right rude with some of his responses. |  |
| 6 | The lectures, already unhelpful, are bad quality, are unable to be full-screened, and have bad sound quality. The professor seems to approach students with hostility when they ask questions (i.e. a student asking a question anonymously on the external discussion board that the teacher elected to use that allows students to ask questions anonymously prompted a rant before class had even technically started.) The syllabus is inaccurate and messy, telling us we must have software that was discontinued years ago and containing bad quality-cut off pictures. |  |
| 7 | Some of the questions that my fellow classmates had were addressed in what I felt a snobbish manner. I understand this is college and mostly everybody in the course are considered adults but I feel he could have said certain things better. |  |
| 8 | Professor England is an awful professor. When reaching out for help or just trying to gain understanding of the course he would not only not answer a simple question, but would respond in a condescending tone. I have never in my educational career have had any professor be so unwilling to help anyone. I understand that not everyone is going to be happy go lucky all the time, but he seems to genuinely dislike his students and teaching in general. Whether a student is expressing their grievances, or simply trying to seek assistance, a professor should never make them feel bad or not worthy of their help. |  |
| 9 | N/A |  |
| 10 | It seemed that every time students needed more help, had a major issue, or complaint he would say that he can't due something per the higher ups. It would be nice for students lives to be taken to account as well and students not to have to completely fail the class because they couldn't take an exam that was open for 1 day. Improvements would be a 1-day extentsion grace for at least 1 assignment and exams that are open for at least 2 days. |  |
| 11 | Instructors responses to classes made it seem like he completely didnt want to be doing this. Basically seemed to tell the class to help each other rather than for him to help the class. |  |
| 12 | I have no problem. |  |
| 13 | His availability and willingness to help. Never directly responded to my questions. |  |
| 14 | He's the rudest teacher I've ever had in my life. Talks down to students. Doesn't explain that if he doesn't like your camera view for the midterm he gives you a 0 grade. He doesn't update grades until the final exam so you have no idea where you are standing in the course. Sends out a weekly very vague email. His emails are rude and condescending. He should be fired |  |